



CROWLEY FIRE DEPARTMENT

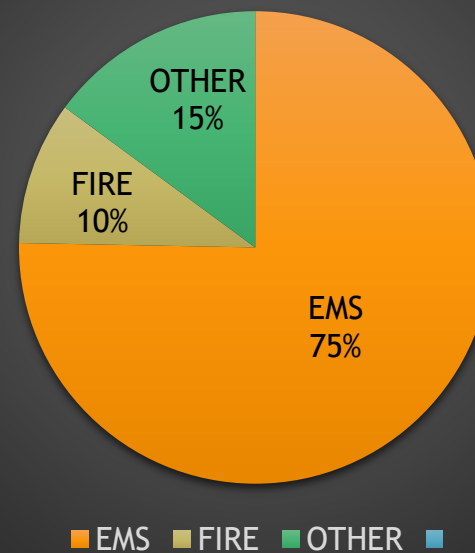
MONTHLY REVIEW
JUNE 2023



INCIDENT BREAKDOWN

CALL TYPE	JUNE 2023	YEAR TO DATE
TOTAL CALLS	215	1,459
EMS CALLS / RESCUE	162	1091
FIRES	2	33
HAZARDOUS CONDITIONS	5	33
SERVICE CALLS	17	117
GOOD INTENT CALLS	14	87
FALSE ALARMS	14	94
OTHER	1	4

INCIDENT TYPE BREAKDOWN (JUNE)





RESPONSE

EMS

STATIONS

TURNOUT TIME (DISPATCH TO ENROUTE)

JUNE 2023	YEAR TO DATE
-----------	--------------

01:19	01:20
-------	-------

TOTAL EMS CALL TIME (DISPATCH TO CLEAR HOSPITAL)

JUNE 2023	YEAR TO DATE
-----------	--------------

53:00	55:08
-------	-------

STATION 1 CALLS

JUNE 2023	YEAR TO DATE
-----------	--------------

101	694
-----	-----

TRAVEL TIME (ENROUTE TO ARRIVAL)

JUNE 2023	YEAR TO DATE
-----------	--------------

03:24	03:40
-------	-------

EMS REPORTS WRITTEN

JUNE 2023	YEAR TO DATE
-----------	--------------

162	1,080
-----	-------

STATION 2 CALLS

JUNE 2023	YEAR TO DATE
-----------	--------------

112	759
-----	-----

PATIENT TRANSPORTS

JUNE 2023	YEAR TO DATE
-----------	--------------

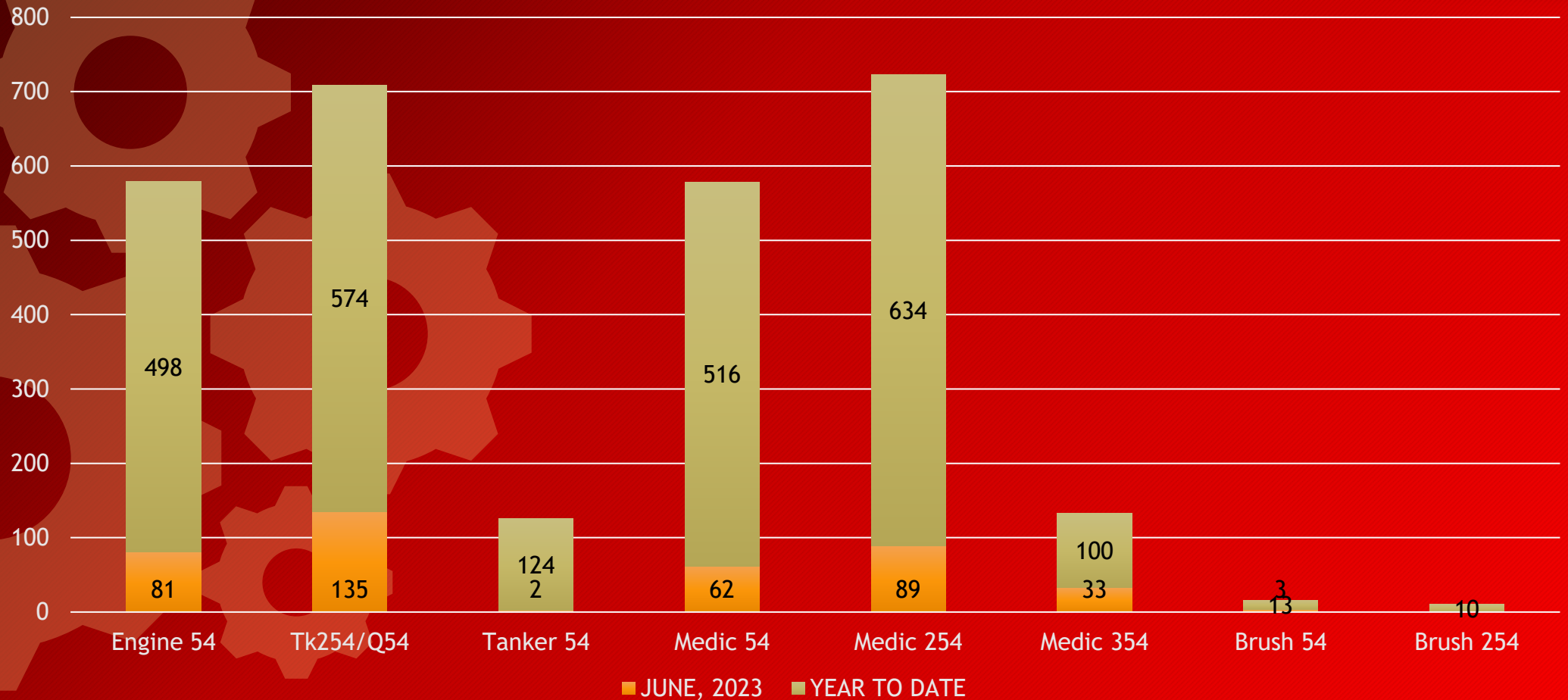
115 (74%)	787 (72%)
-----------	-----------

OTHER (MUTUAL AID, ADMIN, ETC.)

JUNE 2023	YEAR TO DATE
-----------	--------------

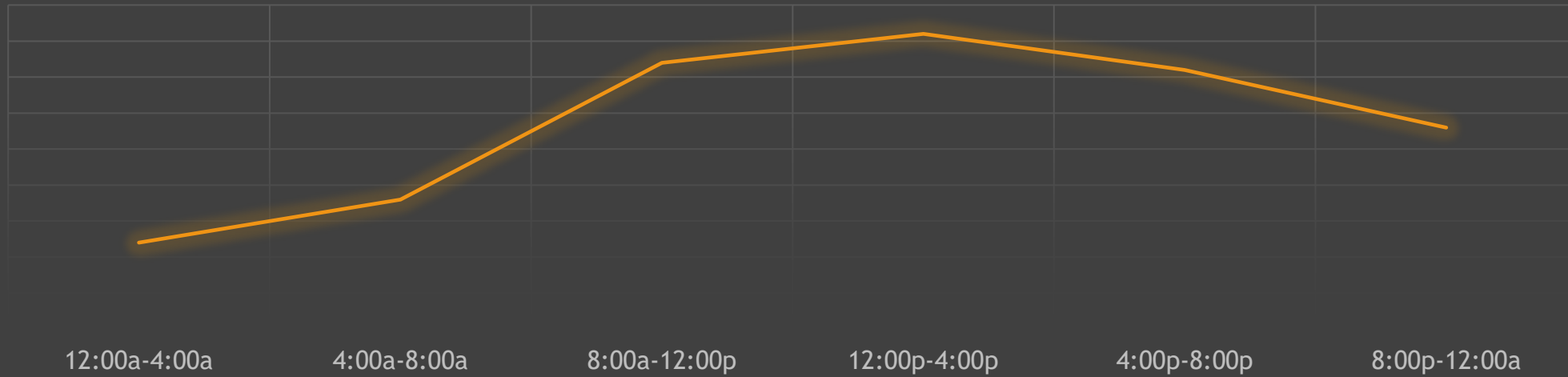
2	6
---	---

INCIDENTS PER APPARATUS



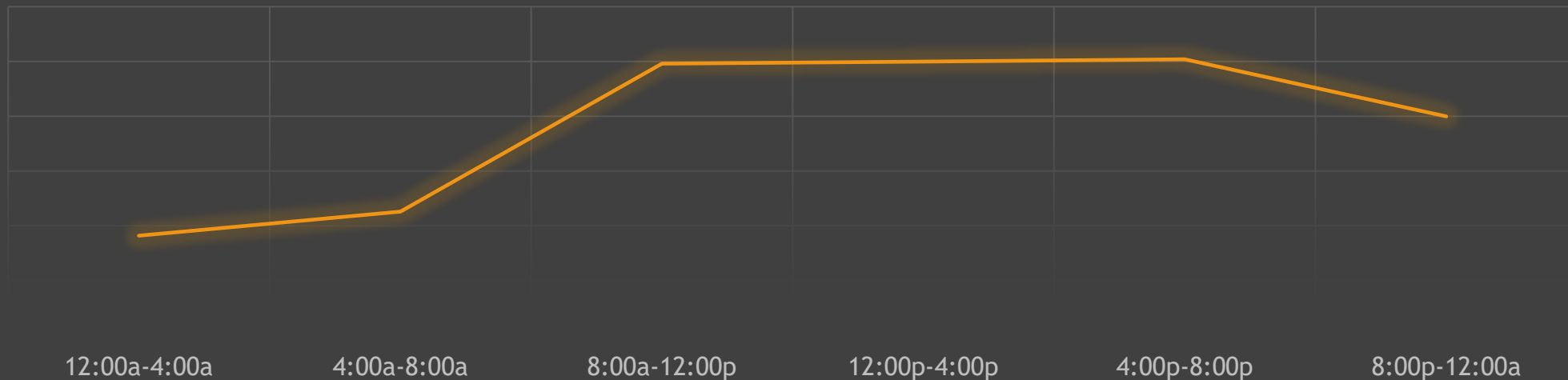
CALL VOLUME BY TIME OF DAY

— JUNE



CALL VOLUME BY TIME OF DAY

— YEAR TO DATE





TRANSPORT DESTINATIONS

