



# CROWLEY FIRE DEPARTMENT

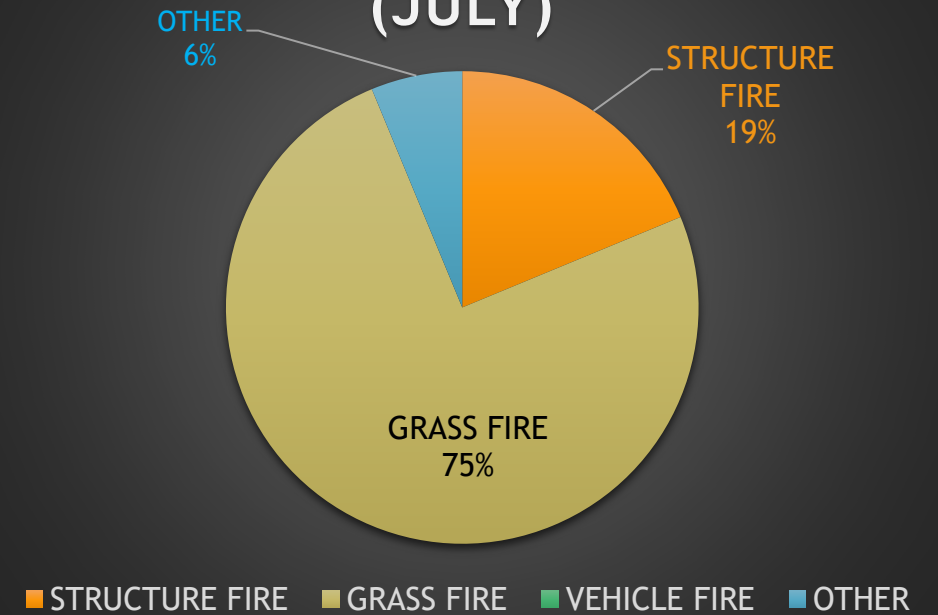
MONTHLY REVIEW  
JULY 2023



# INCIDENT BREAKDOWN

CALL TYPE	JULY 2023	YEAR TO DATE
TOTAL CALLS	262	1,721
EMS CALLS / RESCUE	187	1,278
FIRES	16	49
HAZARDOUS CONDITIONS	4	37
SERVICE CALLS	26	143
GOOD INTENT CALLS	12	99
FALSE ALARMS	15	109
OTHER	2	6

## FIRE TYPE BREAKDOWN (JULY)





## RESPONSE

## EMS

## STATIONS

### TURNOUT TIME (DISPATCH TO ENROUTE)

JULY 2023	YEAR TO DATE
01:12 (-0:07)	01:18

### TOTAL EMS CALL TIME (DISPATCH TO CLEAR HOSPITAL)

JULY 2023	YEAR TO DATE
52:03 (-0:57)	54:42

### STATION 1 CALLS

JULY 2023	YEAR TO DATE
131	825

### TRAVEL TIME (ENROUTE TO ARRIVAL)

JULY 2023	YEAR TO DATE
03:28 (+0:08)	03:41

### EMS REPORTS WRITTEN

JULY 2023	YEAR TO DATE
199	1,341

### STATION 2 CALLS

JULY 2023	YEAR TO DATE
125	884

### PATIENT TRANSPORTS

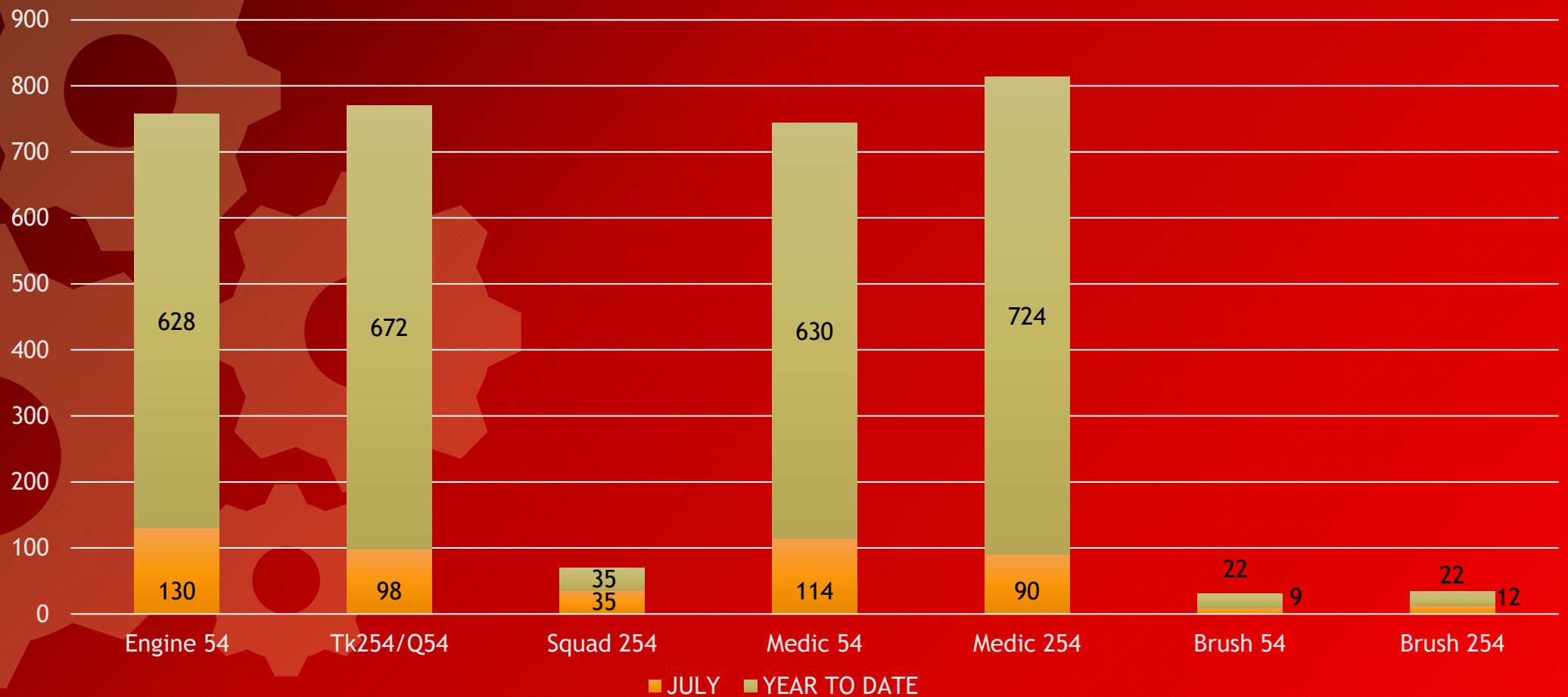
JULY 2023	YEAR TO DATE
138 (64%)	954 (71%)

### OTHER (MUTUAL AID, ADMIN, ETC.)

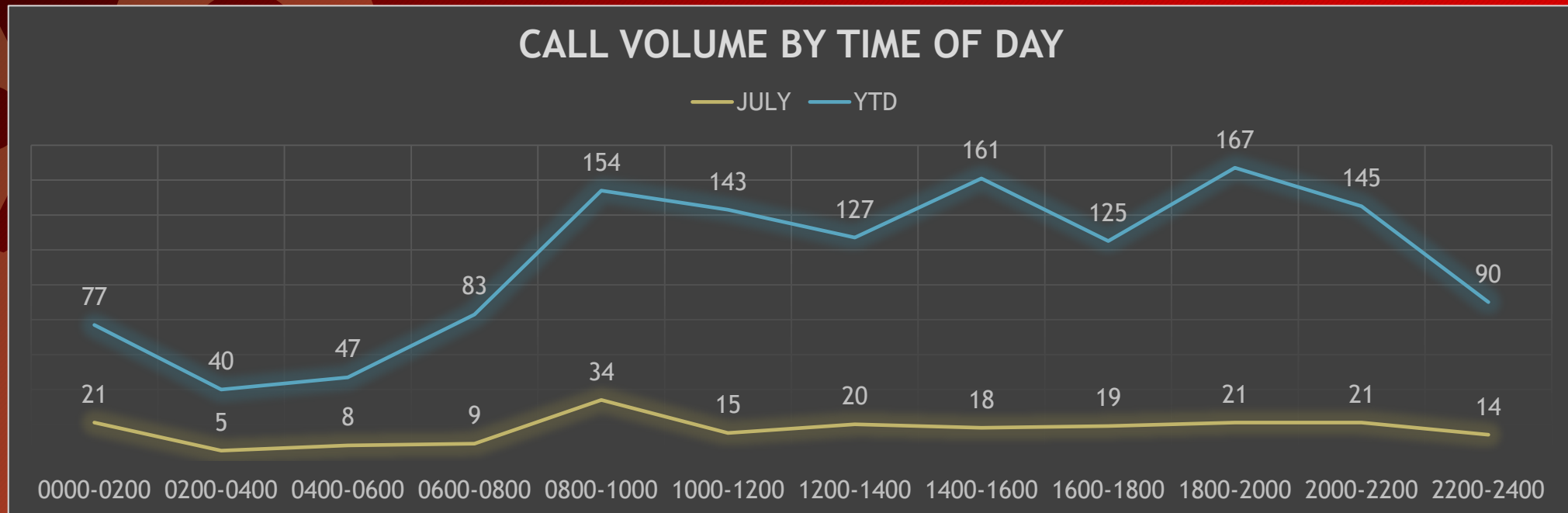
JULY 2023	YEAR TO DATE
5	11



# INCIDENTS PER APPARATUS



# CALL VOLUME BY TIME OF DAY




# SIGNIFICANT MEDICAL IMPRESSIONS



## JULY 2023

CARDIAC ARRESTS: 3	CARDIAC ARRESTS (ROSC): 0	STROKES: 1	CHEST PAIN (CARDIAC): 20	OVERDOSES: 5
-----------------------	---------------------------------	---------------	--------------------------------	-----------------



## YEAR TO DATE

CARDIAC ARRESTS: 24	CARDIAC ARRESTS (ROSC): 6 (25%)	STROKES: 14	CHEST PAIN (CARDIAC): 94	OVERDOSES: 44
------------------------	---------------------------------------	----------------	--------------------------------	------------------



# TRANSPORT DESTINATIONS

